
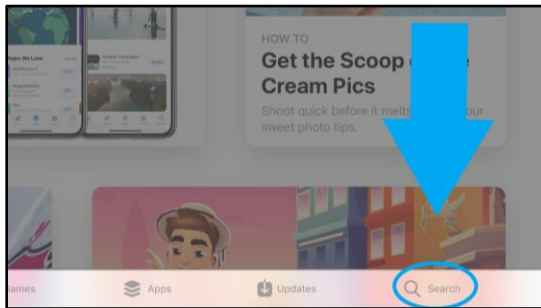


Getting Started with the *Pressreader* app on Apple Devices

Step 1: Download the *Pressreader* app

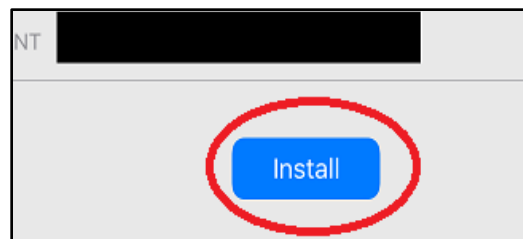
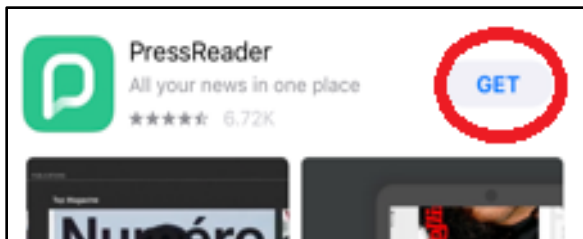
- 1) From your home screen, tap on the **Apple Store** logo → 
- 2) Tap on the **Search** button on the bottom right-hand side of the screen



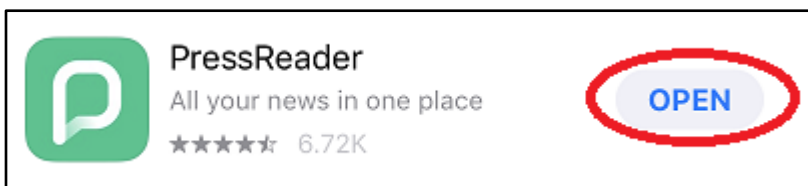
- 3) In the search bar at the top, type in **Pressreader**. Select **Pressreader** from the drop-down menu.



- 4) Locate the Pressreader logo, and, on its right, tap **Get**. (You may need to enter your Apple ID and password to authorize the download). Tap **Install**.

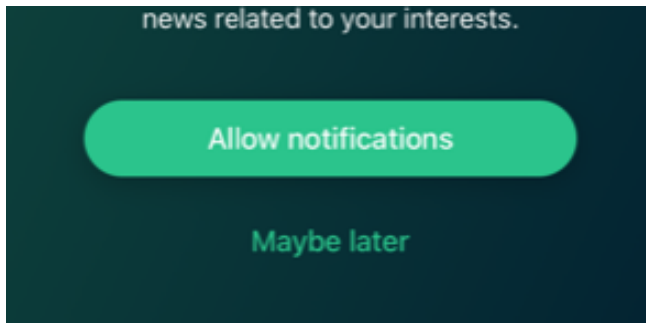


- 5) Once the app has finished downloading, tap **Open**.

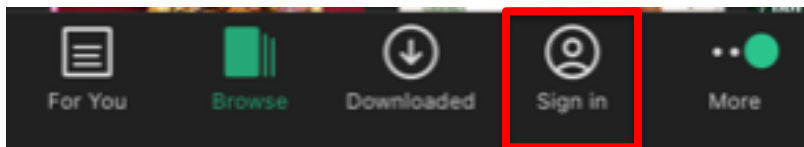


Step 2: Sign in to Pressreader

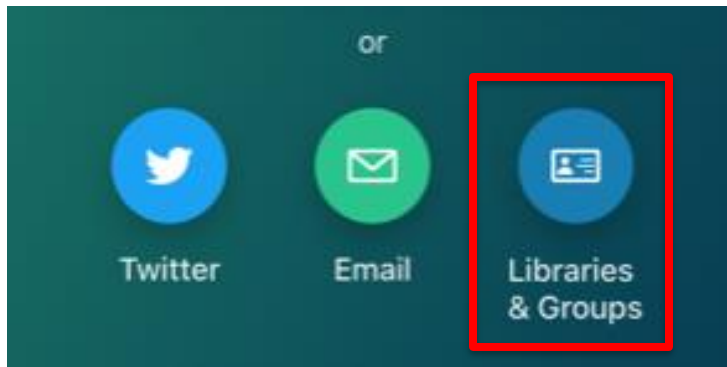
- 1) First, choose if you want to receive notifications from the Pressreader app.



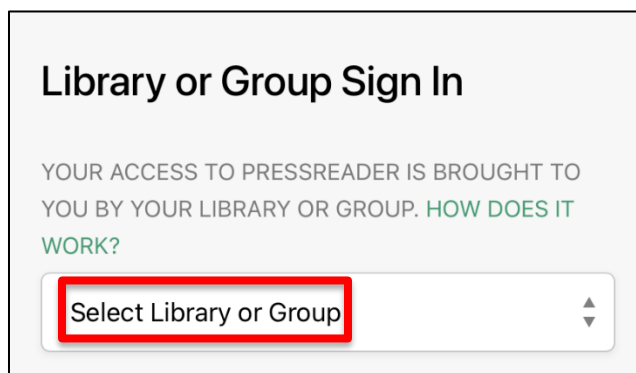
- 2) Tap on **Sign in** from the menu options.



- 3) Choose **Libraries & Groups** as your sign in method.



- 4) Press on **Select Library or Group**




5) Enter Cote Saint-Luc in the search bar and select our library.



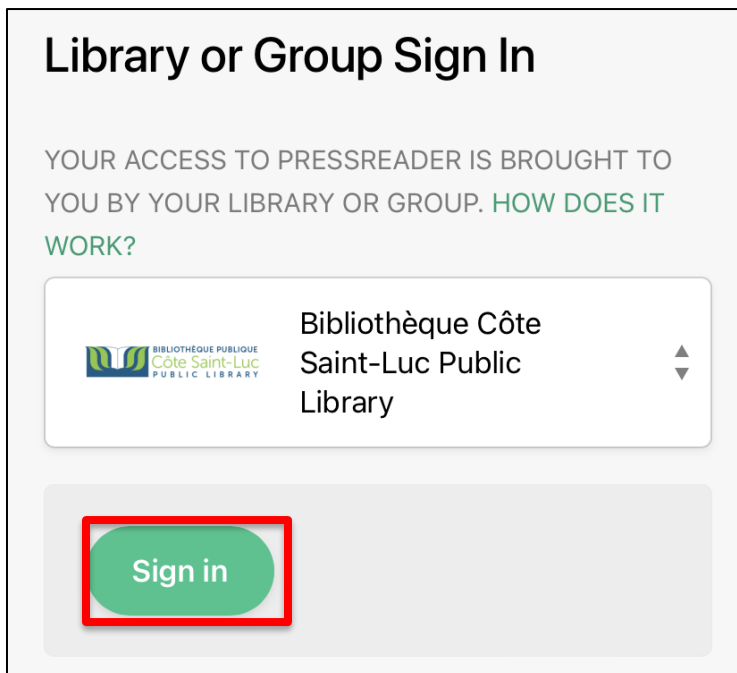
Q Cote saint-Luc X

 Bibliothèque Côte Saint-Luc
Public Library

Would you like complimentary access to PressReader? Visit one of our partners and connect to a PressReader HotSpot. 


[Find the nearest HotSpot...](#)

6) Press **Sign in**



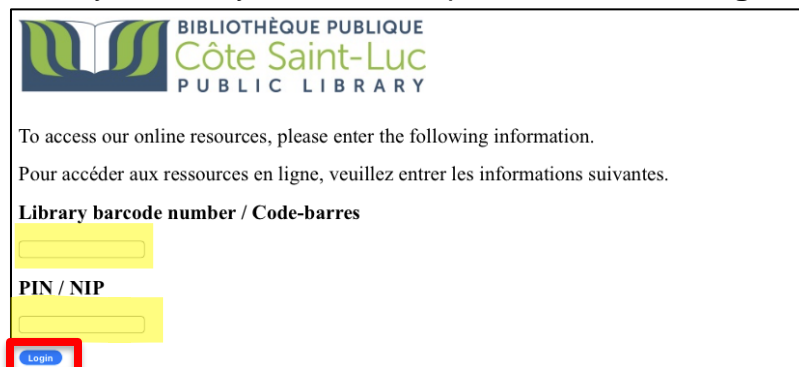
Library or Group Sign In


YOUR ACCESS TO PRESSREADER IS BROUGHT TO YOU BY YOUR LIBRARY OR GROUP. [HOW DOES IT WORK?](#)

 Bibliothèque Côte Saint-Luc Public Library

Sign in

7) Enter your library barcode and password. Press **Login**.



 BIBLIOTHÈQUE PUBLIQUE
Côte Saint-Luc
PUBLIC LIBRARY

To access our online resources, please enter the following information.
Pour accéder aux ressources en ligne, veuillez entrer les informations suivantes.

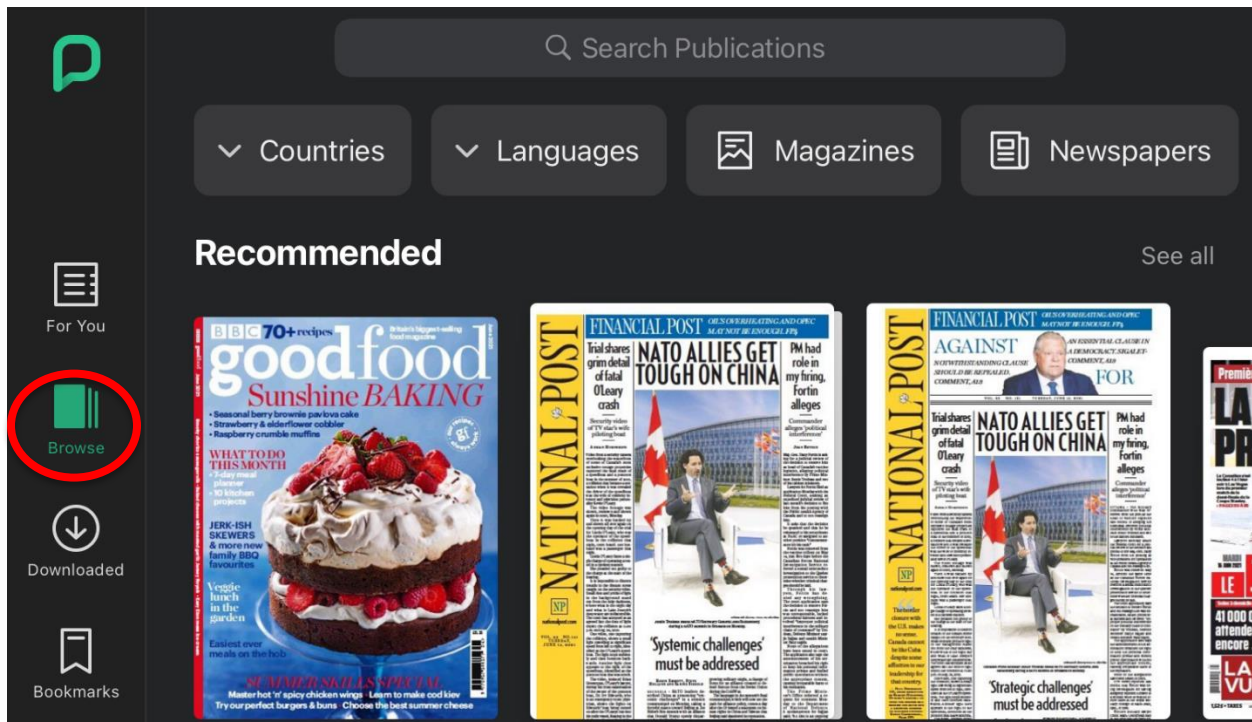
Library barcode number / Code-barres

PIN / NIP

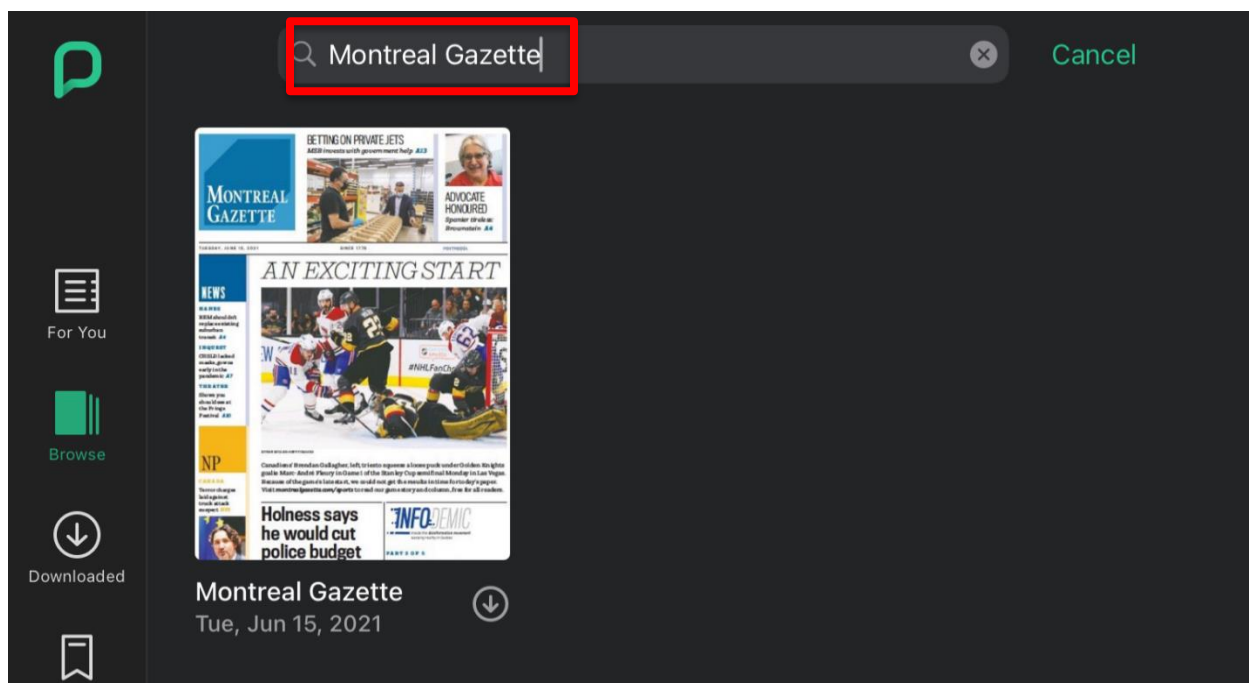
Login

Step 3: Start using Pressreader!

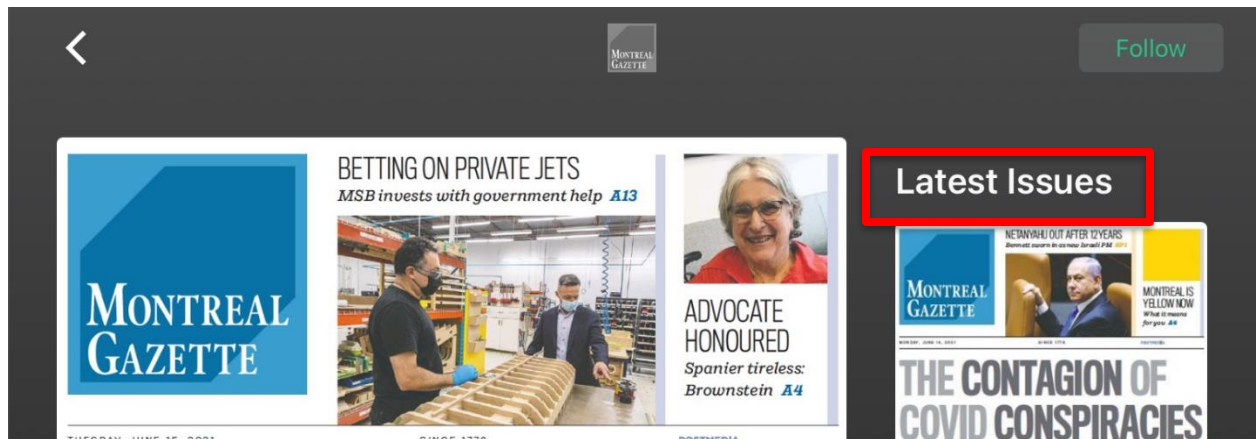
- 1) From the Browse tab, you can look for a title by country, language, or type (this tab may appear at the left-hand side or the bottom of your screen).



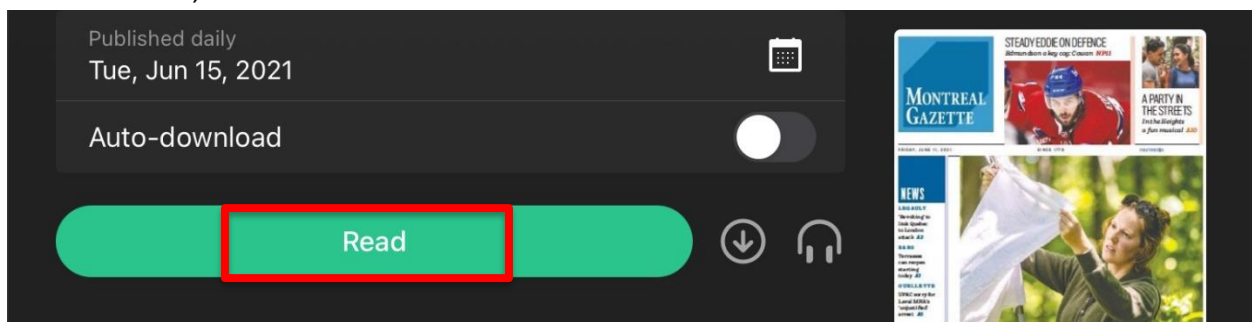
- 2) To search for a specific issue, press in the search box at the top and type in the title of the issue. Tap on a desired title to view more options.



3) Here you can also browse previous issues of the newspaper.



4) Press **Read** at the bottom to read the title (it will automatically download as you read it).



5) Your newspaper issue will open. You can press the center of the screen to see a table of contents at the bottom.



- 6) To view your downloaded items, go to your **Downloaded** files from the left-hand side menu (this menu may also appear at the bottom of your screen). You can access these items without a WiFi connection.

